

Signify Classified - Internal  
Cooper Lighting Solutions Photometric Lab  
1121 Highway 74 South  
Peachtree City, GA 30269



Scaled data based on original data using  
LM-79-08 Approved Method: Electrical and Photometric Measurements of Solid-  
State Lighting Products

Test Report Prepared for  
Cooper Lighting Solutions  
(formerly Eaton)

Brand: STREETWORKS

Report Number: P880106

Luminaire Tested: **MEM2-HSN-VA-30-727-U-CQ**

Issue Date: 10/01/2024



**Test Information**

Test Method: LM-79-08  
Report Number: P880106  
Test Lab: INNOVATION CENTER(G3)  
Issue Date: 10/01/2024  
Manufacturer: COOPER LIGHTING SOLUTIONS (FORMERLY EATON)  
Product Line: STREETWORKS  
Catalog Number: MEM2-HSN-VA-30-727-U-CQ  
Description: EPIC MODERN SHORT HOUSING 30W 70CRI 2700K VISUAL COMFORT FIXTURE w/  
TYPE V CONCENTRATED DISTRIBUTION OPTIC  
Light Source: (1) 2700K CCT, 70 CRI LEDS  
Ballast/Driver: ELECTRONIC DRIVER

**Summary**

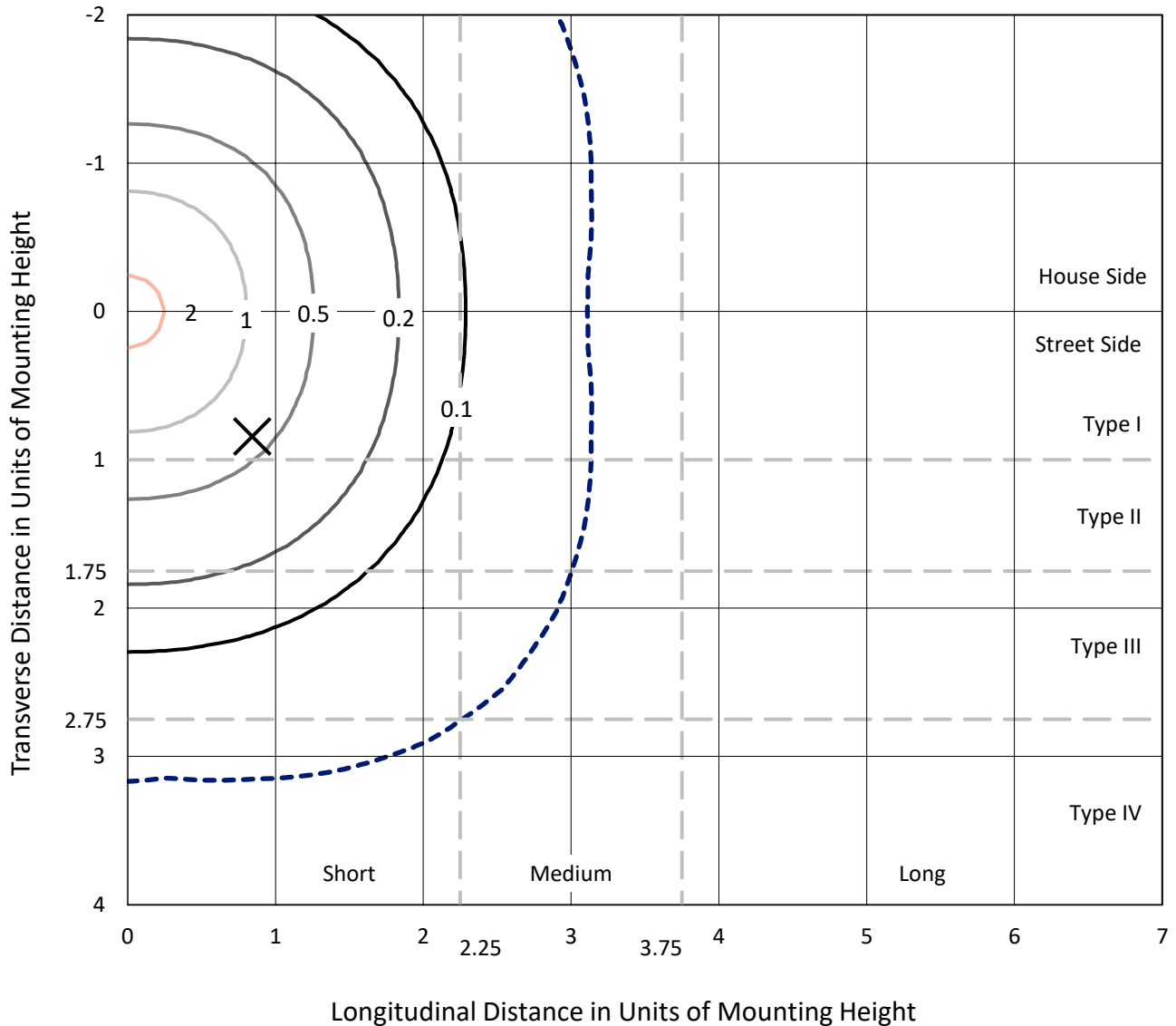
Lumens per Lamp: N/A  
Luminaire Lumens: 2198 lumens  
Efficiency: N/A  
Efficacy: 78.5 lumens/watt  
Luminous Opening: Circular (Dia: 1.12' x H: 0')  
IES Classification: Type V - Short  
BUG Rating: B1 - U0 - G1

Input Watts (W): 28  
Input Voltage (V): 120  
Input Current (Ain): NR  
Voltage Rise (V): NR  
Power Factor: 0.99  
Total Harmonic Distortion (THDi): 16%  
Frequency (hertz): 60  
Stabilization Time: NR  
Operation Time: NR  
Ambient Temperature (°C): NR  
Test Distance: 24 FT

REPORT NUMBER: P880106  
 CATALOG NUMBER: MEM2-HSN-VA-30-727-U-CQ

### Iso-Footcandle Lines of Horizontal Illumination

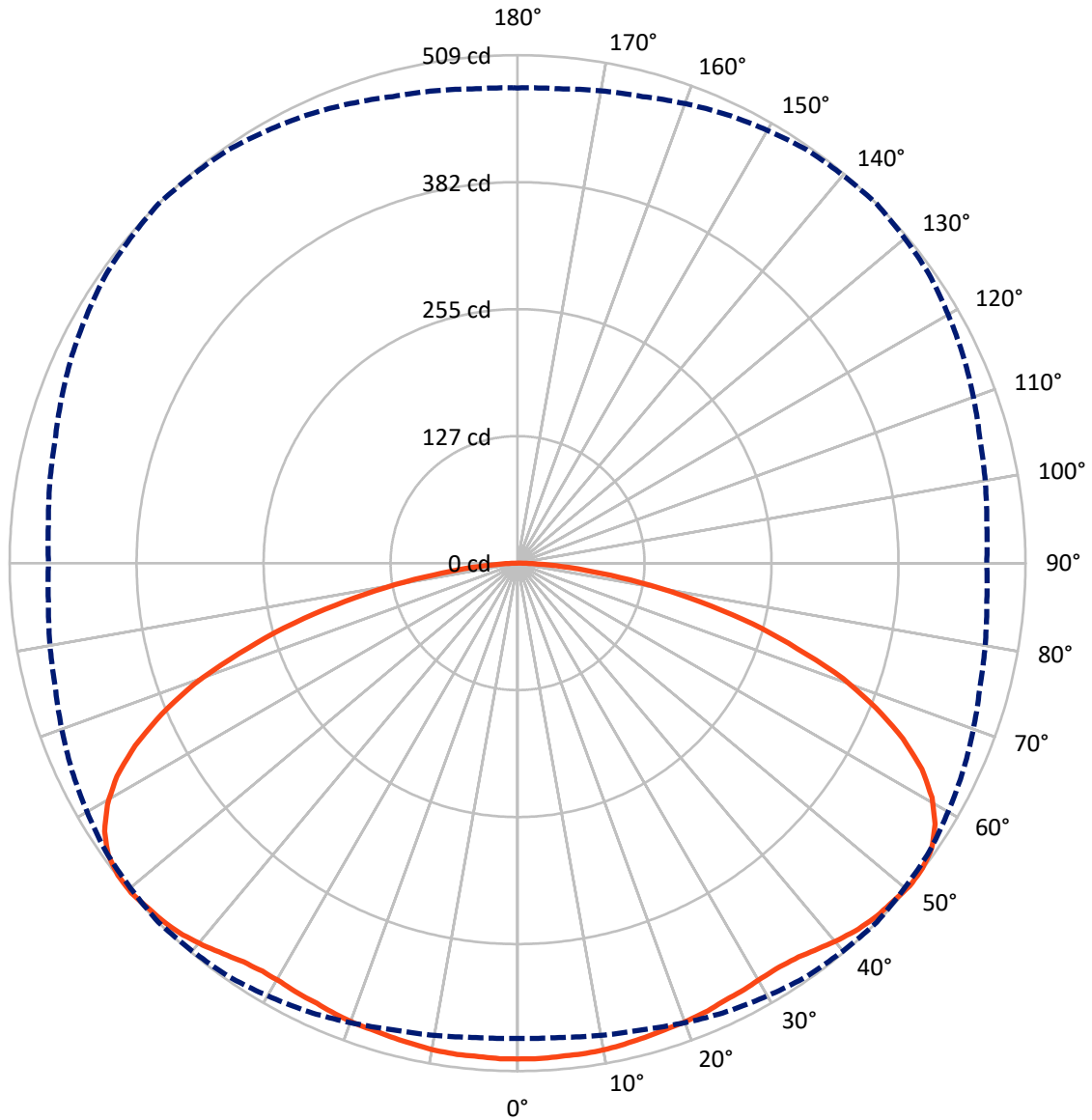
✕ Max cd  
 - - - 1/2 Max cd



Based on 15 foot mounting height. Maximum calculated value = 2.2 fc  
 Type V - Short - N/A

REPORT NUMBER: P880106  
CATALOG NUMBER: MEM2-HSN-VA-30-727-U-CQ

### Luminous Intensity Polar Plot



— Vertical Plane Through 45-Deg Lateral    - - - Horizontal Cone Through 50-Deg Vertical

REPORT NUMBER: P880106  
 CATALOG NUMBER: MEM2-HSN-VA-30-727-U-CQ

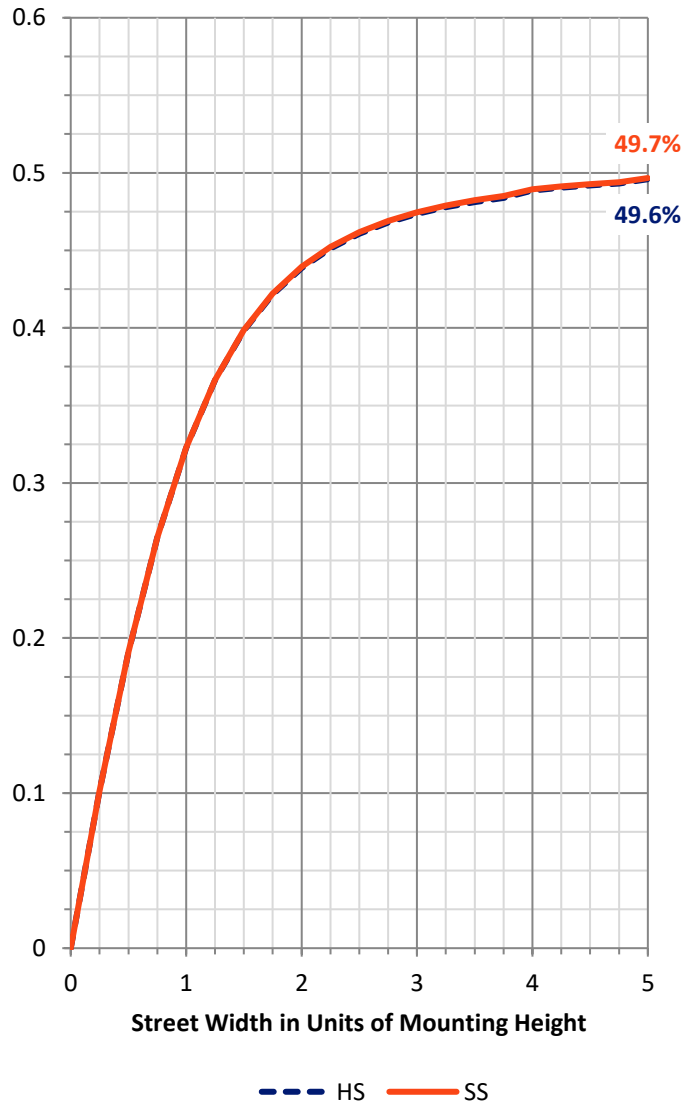
**FLUX DISTRIBUTION:**

		Downward	Upward	Total
<b>House Side</b>	Lumens	1099.0	0.0	1099.0
	% Fixture	50.0	0.0	50.0
<b>Street Side</b>	Lumens	1099.0	0.0	1099.0
	% Fixture	50.0	0.0	50.0
<b>Total</b>	Lumens	2198.0	0.0	2198.0
	% Fixture	100.0	0.0	100.0

**Coefficient of Utilization**

**ZONAL LUMENS:**

Zone	Lumens	% Fixture
0°-10°	47.3	2.2
10°-20°	139.3	6.3
20°-30°	224.0	10.2
30°-40°	302.5	13.8
40°-50°	380.3	17.3
50°-60°	427.4	19.4
60°-70°	389.2	17.7
70°-80°	235.0	10.7
80°-90°	53.0	2.4
90°-100°	0.0	0.0
100°-110°	0.0	0.0
110°-120°	0.0	0.0
120°-130°	0.0	0.0
130°-140°	0.0	0.0
140°-150°	0.0	0.0
150°-160°	0.0	0.0
160°-170°	0.0	0.0
170°-180°	0.0	0.0
0°-90°	2198.0	100.0
0°-180°	2198.0	100.0



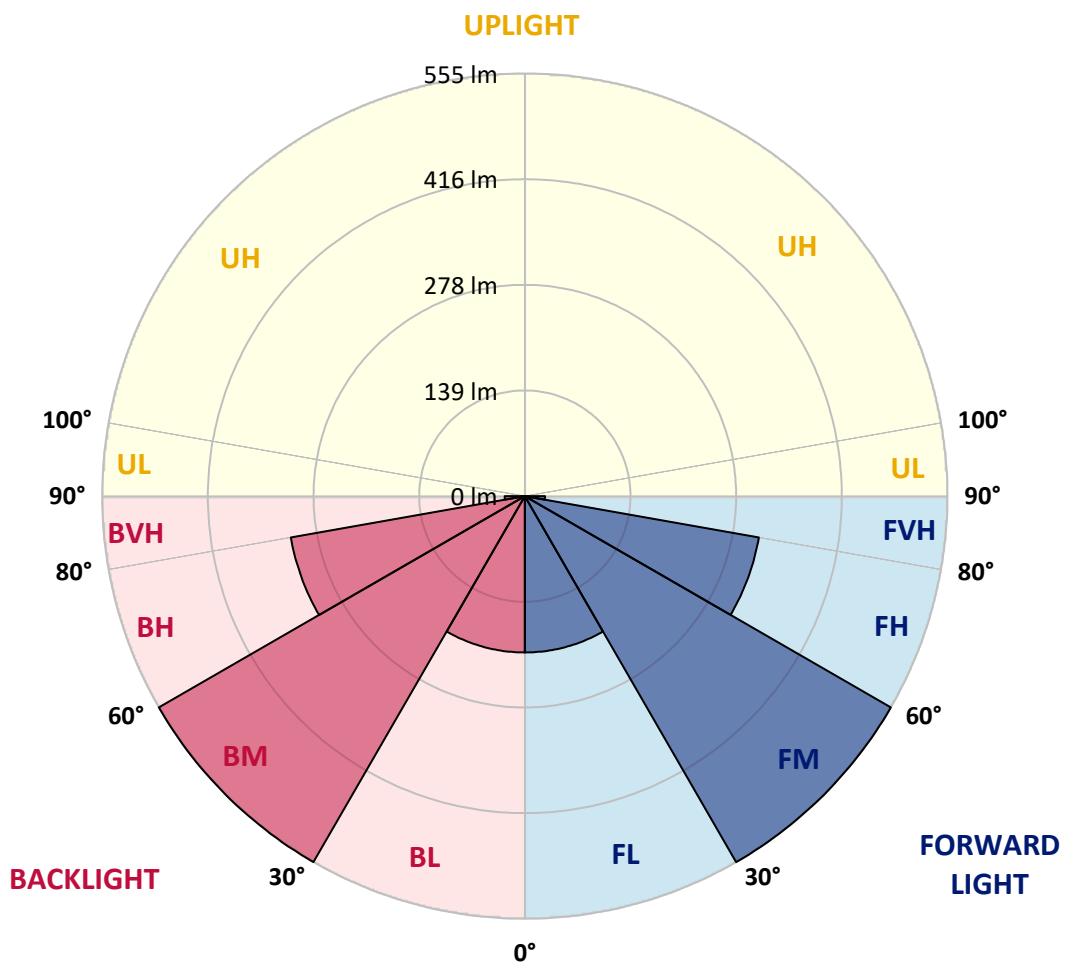
REPORT NUMBER: P880106  
 CATALOG NUMBER: MEM2-HSN-VA-30-727-U-CQ

**LUMINAIRE CLASSIFICATION SYSTEM LUMEN TABLE AND BUG RATING:**

Zone	Lumens	% Fixture	Zone Rating/Lumen Limit		
			B	U	G
FL (0°-30°)	205.3	9.3			
FM (30°-60°)	555.1	25.3			
FH (60°-80°)	312.1	14.2			G0/660
FVH (80°-90°)	26.5	1.2			G1/100
BL (0°-30°)	205.3	9.3	B1/500		
BM (30°-60°)	555.1	25.3	B1/1000		
BH (60°-80°)	312.1	14.2	B1/500		G0/660
BVH (80°-90°)	26.5	1.2			G1/100
UL (90°-100°)	0.0	0.0		U0/0	
UH (100°-180°)	0.0	0.0		U0/0	

**BUG Rating: B1-U0-G1**

Type V Short





REPORT NUMBER: P880106

CATALOG NUMBER: MEM2-HSN-VA-30-727-U-CQ

**CANDELA DISTRIBUTION (FULL):**

	0°	5°	15°	25°	35°	45°	55°	65°	75°	85°	90°
0°	497.0	497.0	497.0	497.0	497.0	497.0	497.0	497.0	497.0	497.0	497.0
2.5°	497.0	497.0	497.0	497.0	497.0	497.0	497.0	497.0	497.0	497.0	497.0
5°	496.1	496.1	496.1	496.1	496.1	496.1	496.1	496.1	496.1	496.1	497.0
7.5°	495.3	496.1	496.1	495.3	496.1	496.1	496.1	496.1	496.1	496.1	496.1
10°	494.4	494.4	495.3	495.3	495.3	495.3	495.3	495.3	495.3	495.3	494.4
12.5°	492.7	493.5	493.5	493.5	493.5	493.5	493.5	493.5	493.5	493.5	493.5
15°	491.8	491.8	491.8	491.8	491.8	491.8	491.8	491.8	491.0	491.0	491.8
17.5°	489.2	489.2	490.1	490.1	490.1	490.1	490.1	490.1	489.2	489.2	489.2
20°	487.5	487.5	488.4	488.4	488.4	489.2	488.4	487.5	487.5	487.5	487.5
22.5°	485.8	485.8	486.6	486.6	487.5	487.5	486.6	486.6	485.8	485.8	485.8
25°	484.1	484.1	484.1	484.9	485.8	484.9	484.9	484.1	483.2	482.3	482.3
27.5°	481.5	481.5	481.5	483.2	483.2	484.1	483.2	482.3	480.6	479.7	479.7
30°	478.9	478.9	479.7	481.5	482.3	482.3	481.5	479.7	478.0	477.2	477.2
32.5°	476.3	477.2	478.0	480.6	481.5	482.3	480.6	478.9	476.3	474.6	474.6
35°	476.3	476.3	478.9	481.5	484.1	484.9	483.2	479.7	476.3	473.7	473.7
37.5°	477.2	478.0	481.5	484.9	488.4	490.1	487.5	483.2	478.0	474.6	474.6
40°	480.6	480.6	484.9	491.0	495.3	496.1	493.5	487.5	480.6	476.3	475.4
42.5°	482.3	483.2	487.5	494.4	499.6	501.3	497.9	491.0	482.3	476.3	475.4
45°	482.3	483.2	488.4	496.1	503.0	504.8	501.3	492.7	483.2	477.2	475.4
47.5°	479.7	480.6	487.5	497.0	504.8	506.5	502.2	493.5	482.3	475.4	473.7
50°	476.3	477.2	484.1	496.1	505.6	509.1	503.9	492.7	479.7	472.0	470.2
52.5°	469.4	470.2	479.7	492.7	504.8	508.2	502.2	490.1	474.6	465.9	464.2
55°	459.0	460.8	470.2	485.8	499.6	503.9	497.0	483.2	466.8	456.4	454.7
57.5°	445.2	446.1	457.3	474.6	489.2	493.5	486.6	472.0	453.9	442.6	441.8
60°	425.4	427.1	440.0	457.3	472.8	477.2	470.2	454.7	435.7	423.7	422.8
62.5°	401.2	402.9	415.0	434.9	450.4	454.7	447.8	431.4	412.4	399.5	398.6
65°	371.0	372.7	384.8	403.8	420.2	424.5	418.5	401.2	382.2	370.2	368.4
67.5°	337.4	339.1	350.3	366.7	381.4	387.4	381.4	366.7	348.6	333.9	332.2
70°	296.8	296.8	308.0	324.4	338.2	346.0	338.2	323.6	305.4	293.4	293.4
72.5°	254.5	252.8	263.2	278.7	289.9	293.4	291.6	278.7	261.4	250.2	248.5
75°	203.6	207.1	214.8	226.1	238.1	243.3	237.3	226.1	214.0	204.5	203.6
77.5°	157.9	160.5	167.4	176.9	183.8	187.2	185.5	176.9	163.9	159.6	157.9
80°	111.3	113.0	119.1	126.0	131.2	134.6	132.0	125.1	118.2	113.9	112.2
82.5°	72.5	71.6	76.8	81.1	85.4	84.6	83.7	78.5	75.9	72.5	71.6
85°	37.1	38.0	38.0	42.3	43.1	44.9	44.0	42.3	38.0	36.2	37.1
87.5°	12.1	12.1	12.9	12.9	14.7	14.7	15.5	13.8	12.9	11.2	11.2
90°	0.0	0.0	0.0	0.0	0.0	0.0	0.0	0.0	0.0	0.0	0.0

Cooper Lighting Solutions Photometric Lab  
1121 Highway 74 South  
Peachtree City, GA 30269



LM-79-2019: Approved Method: Electrical and Photometric Measurements of Solid-State Lighting Products

Report Prepared for

Cooper Lighting Solutions

Streetworks

Report Number: SP1-2407-176-2

Test Date: 09/24/2024

Luminaire Tested: MEM2-HTN-VA-30-727-U-WQ

Data in this report applies to families of products including MEM2-HTN-VA-30-727-U-WQ



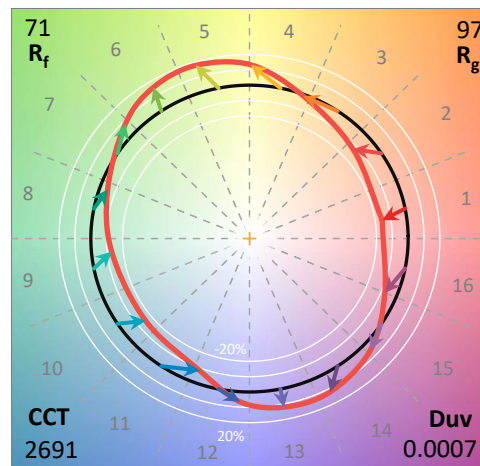
**Test Information**

Test Method: LM-79-2019  
 Report Number: SP1-2407-176-2  
 Test Lab: COOPER LIGHTING SOLUTIONS  
 Photometer: SP1 - 76IN SPHERE  
 Measurement Geometry: 4π  
 Issue Date: 09/27/2024  
 Manufacturer: COOPER LIGHTING SOLUTIONS  
 Product Line: Streetworks  
 Catalog Number: **MEM2-HTN-VA-30-727-U-WQ**  
 Description: EPIC MODERN VISUAL COMFORT 30W WAVESTREAM WIDE

**Spectral Parameters**

CCT (K): 2691  
 CIE u': 0.2627  
 CIE v': 0.5285  
 Duv: 0.0007  
 CIE x: 0.4618  
 CIE y: 0.4129  
 CIE z: 0.1254  
 Peak Wavelength (nm): 601  
 Dominant Wavelength (nm): 584  
 Purity: 62.54863  
 R<sub>f</sub>: 70.6  
 R<sub>g</sub>: 97.2

CRI (Ra):	70.6		
R1:	67.7	R9:	-27.1
R2:	79.8	R10:	53.1
R3:	90.6	R11:	61.9
R4:	67.7	R12:	42.2
R5:	65.3	R13:	69.4
R6:	71.1	R14:	94.1
R7:	78.1	R15:	60.4
R8:	44.7		



**Test Conditions**

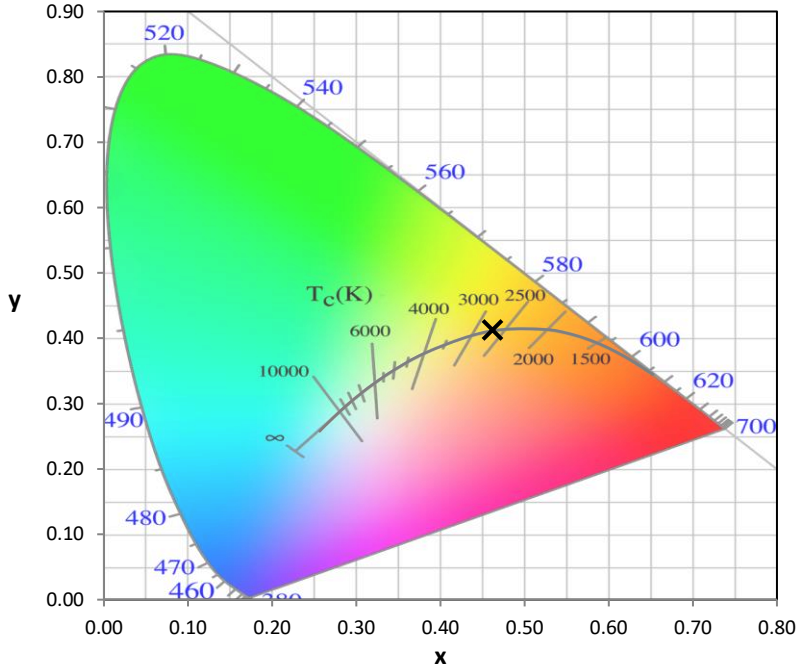
Stabilization Time: 28M  
 Operation Time: 1H 28M  
 Sphere Temperature (°C): 25.2

REPORT NUMBER: SP1-2407-176-2

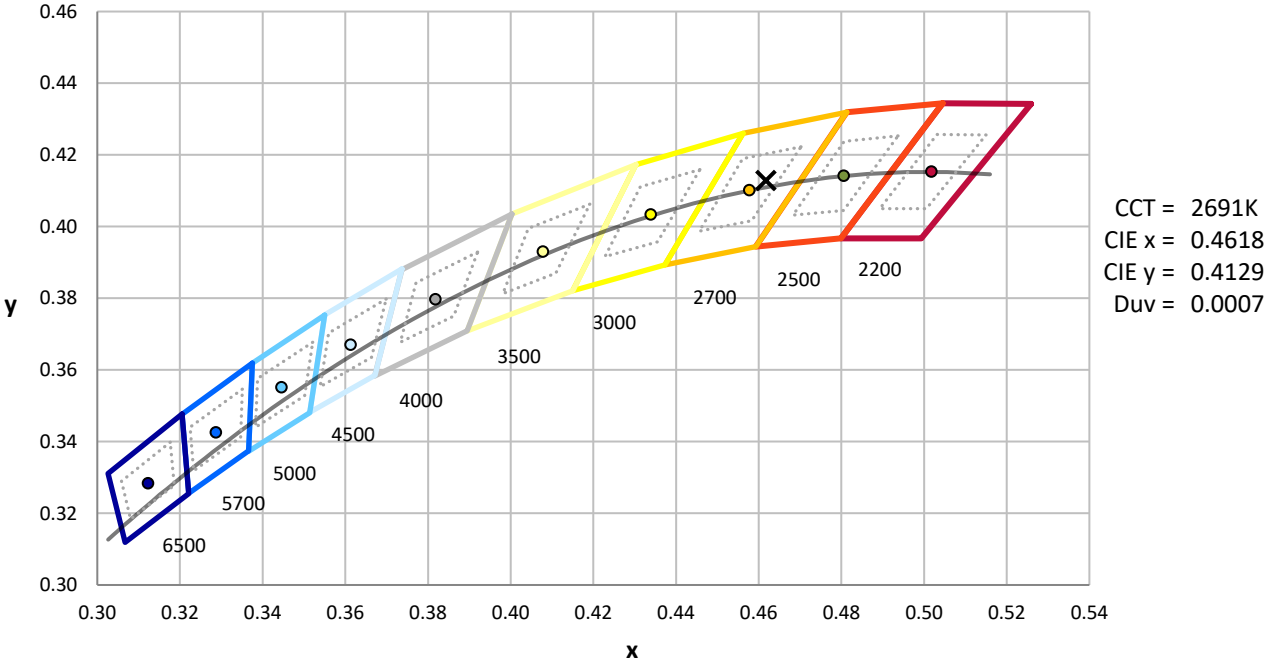
Measurement and Test Equipment			
Instrument	Identification Number	Calibration Date	Calibration Due Date
Photometer	IN0058	6/18/2024	12/18/2024
Power Meter	INXT2011004	2/8/2024	2/8/2025
AC Power Source	IN0063	10/24/2023	10/24/2024
DC Power Source	IN0208	10/24/2023	10/24/2024
Sphere Thermometer	IN0085	10/24/2023	10/24/2024
Room Thermometer	IN0046	10/24/2023	10/24/2024

REPORT NUMBER: SP1-2407-176-2

CIE 1931 Chromaticity Diagram



CIE 1931 Chromaticity Diagram with 2017 ANSI 7-Step and 4-Step Quadrangles

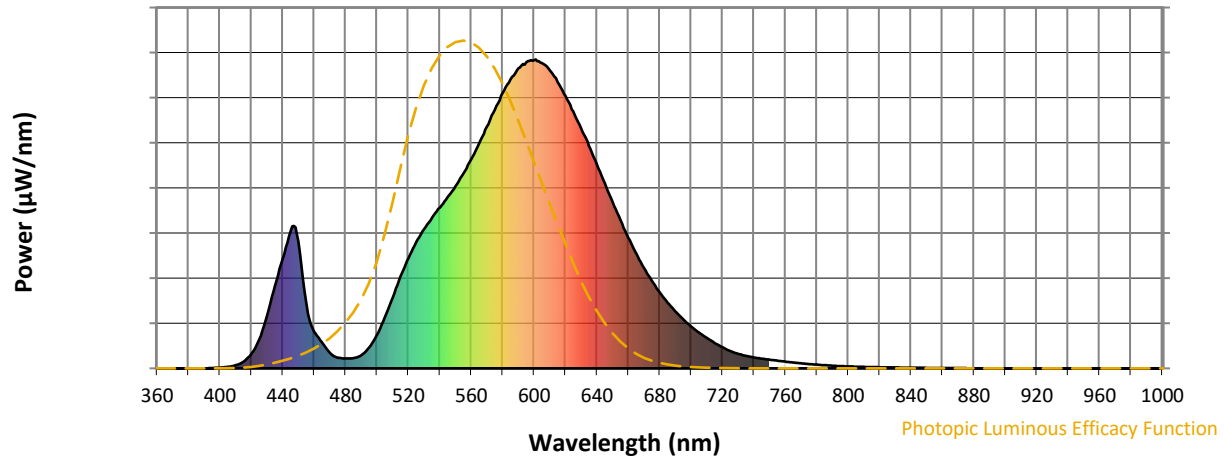


CCT = 2691K  
 CIE x = 0.4618  
 CIE y = 0.4129  
 Duv = 0.0007

Point lies inside the ANSI 2700K 4-step quadrangle

REPORT NUMBER: SP1-2407-176-2

**Photopic Flux vs. Wavelength**

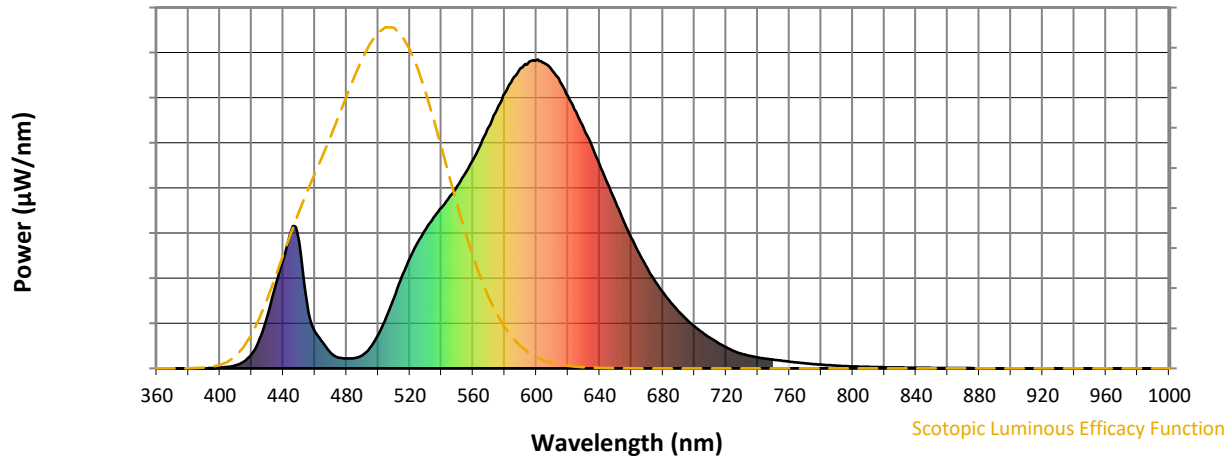


**Photopic Lumens: NR**

λ (nm)	Power W <sup>^</sup> /nm	Lumens (φ/nm)	λ (nm)	Power W <sup>^</sup> /nm	Lumens (φ/nm)	λ (nm)	Power W <sup>^</sup> /nm	Lumens (φ/nm)	λ (nm)	Power W <sup>^</sup> /nm	Lumens (φ/nm)	λ (nm)	Power W <sup>^</sup> /nm	Lumens (φ/nm)
360	0	NR	490	43	NR	620	881	NR	750	28	NR	880	0	NR
365	0	NR	495	67	NR	625	832	NR	755	25	NR	885	0	NR
370	0	NR	500	108	NR	630	776	NR	760	22	NR	890	0	NR
375	0	NR	505	165	NR	635	720	NR	765	19	NR	895	0	NR
380	0	NR	510	229	NR	640	660	NR	770	16	NR	900	0	NR
385	0	NR	515	297	NR	645	599	NR	775	14	NR	905	0	NR
390	0	NR	520	357	NR	650	538	NR	780	12	NR	910	0	NR
395	1	NR	525	408	NR	655	480	NR	785	10	NR	915	0	NR
400	3	NR	530	451	NR	660	423	NR	790	9	NR	920	0	NR
405	5	NR	535	488	NR	665	372	NR	795	7	NR	925	0	NR
410	10	NR	540	521	NR	670	325	NR	800	6	NR	930	0	NR
415	21	NR	545	555	NR	675	282	NR	805	5	NR	935	0	NR
420	46	NR	550	590	NR	680	246	NR	810	5	NR	940	0	NR
425	94	NR	555	631	NR	685	213	NR	815	4	NR	945	0	NR
430	169	NR	560	677	NR	690	185	NR	820	4	NR	950	0	NR
435	268	NR	565	728	NR	695	158	NR	825	3	NR	955	0	NR
440	354	NR	570	782	NR	700	136	NR	830	3	NR	960	0	NR
445	445	NR	575	838	NR	705	116	NR	835	2	NR	965	0	NR
450	411	NR	580	891	NR	710	98	NR	840	2	NR	970	0	NR
455	210	NR	585	935	NR	715	82	NR	845	2	NR	975	0	NR
460	119	NR	590	972	NR	720	68	NR	850	2	NR	980	0	NR
465	84	NR	595	991	NR	725	56	NR	855	1	NR	985	0	NR
470	50	NR	600	997	NR	730	47	NR	860	1	NR	990	0	NR
475	35	NR	605	988	NR	735	40	NR	865	1	NR	995	0	NR
480	32	NR	610	965	NR	740	35	NR	870	1	NR	1000	0	NR
485	33	NR	615	927	NR	745	31	NR	875	1	NR			

REPORT NUMBER: SP1-2407-176-2

**Scotopic Flux vs. Wavelength**



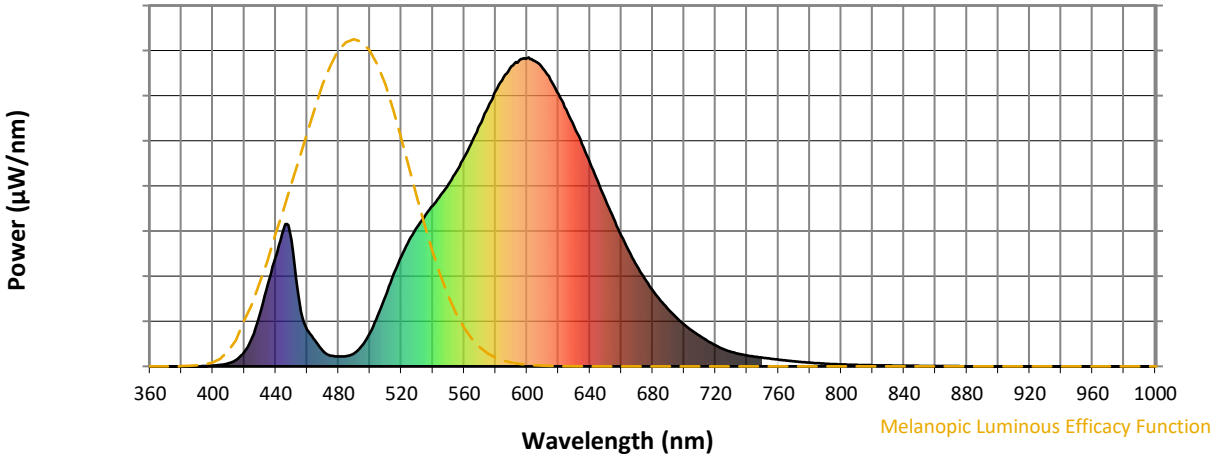
**Scotopic Lumens: NR**

**S/P: 1.03**

λ (nm)	Power W <sup>^</sup> /nm	Lumens (φ/nm)	λ (nm)	Power W <sup>^</sup> /nm	Lumens (φ/nm)	λ (nm)	Power W <sup>^</sup> /nm	Lumens (φ/nm)	λ (nm)	Power W <sup>^</sup> /nm	Lumens (φ/nm)	λ (nm)	Power W <sup>^</sup> /nm	Lumens (φ/nm)
360	0	NR	490	43	NR	620	881	NR	750	28	NR	880	0	NR
365	0	NR	495	67	NR	625	832	NR	755	25	NR	885	0	NR
370	0	NR	500	108	NR	630	776	NR	760	22	NR	890	0	NR
375	0	NR	505	165	NR	635	720	NR	765	19	NR	895	0	NR
380	0	NR	510	229	NR	640	660	NR	770	16	NR	900	0	NR
385	0	NR	515	297	NR	645	599	NR	775	14	NR	905	0	NR
390	0	NR	520	357	NR	650	538	NR	780	12	NR	910	0	NR
395	1	NR	525	408	NR	655	480	NR	785	10	NR	915	0	NR
400	3	NR	530	451	NR	660	423	NR	790	9	NR	920	0	NR
405	5	NR	535	488	NR	665	372	NR	795	7	NR	925	0	NR
410	10	NR	540	521	NR	670	325	NR	800	6	NR	930	0	NR
415	21	NR	545	555	NR	675	282	NR	805	5	NR	935	0	NR
420	46	NR	550	590	NR	680	246	NR	810	5	NR	940	0	NR
425	94	NR	555	631	NR	685	213	NR	815	4	NR	945	0	NR
430	169	NR	560	677	NR	690	185	NR	820	4	NR	950	0	NR
435	268	NR	565	728	NR	695	158	NR	825	3	NR	955	0	NR
440	354	NR	570	782	NR	700	136	NR	830	3	NR	960	0	NR
445	445	NR	575	838	NR	705	116	NR	835	2	NR	965	0	NR
450	411	NR	580	891	NR	710	98	NR	840	2	NR	970	0	NR
455	210	NR	585	935	NR	715	82	NR	845	2	NR	975	0	NR
460	119	NR	590	972	NR	720	68	NR	850	2	NR	980	0	NR
465	84	NR	595	991	NR	725	56	NR	855	1	NR	985	0	NR
470	50	NR	600	997	NR	730	47	NR	860	1	NR	990	0	NR
475	35	NR	605	988	NR	735	40	NR	865	1	NR	995	0	NR
480	32	NR	610	965	NR	740	35	NR	870	1	NR	1000	0	NR
485	33	NR	615	927	NR	745	31	NR	875	1	NR			

REPORT NUMBER: SP1-2407-176-2

Melanopic Flux vs. Wavelength



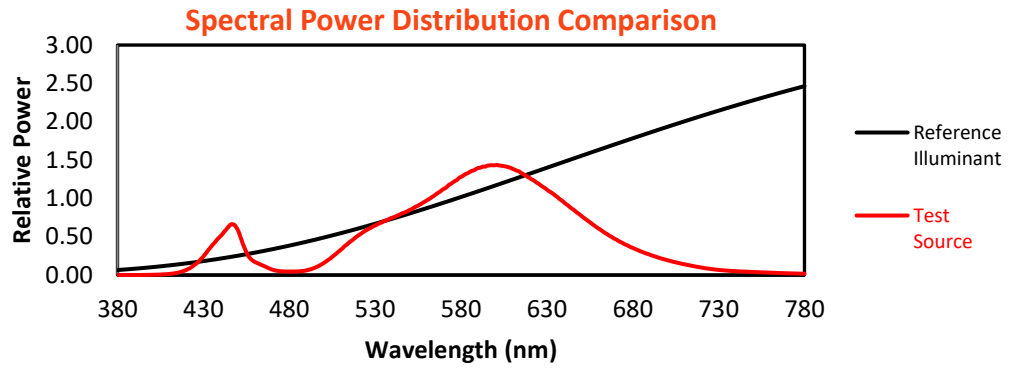
Melanopic Lumens: NR

M/P: 1.73

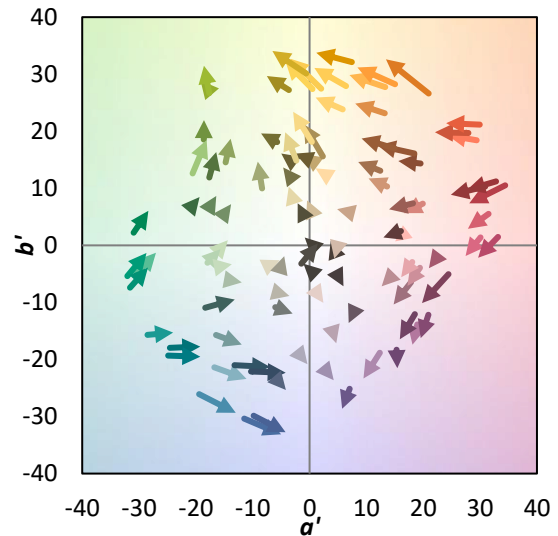
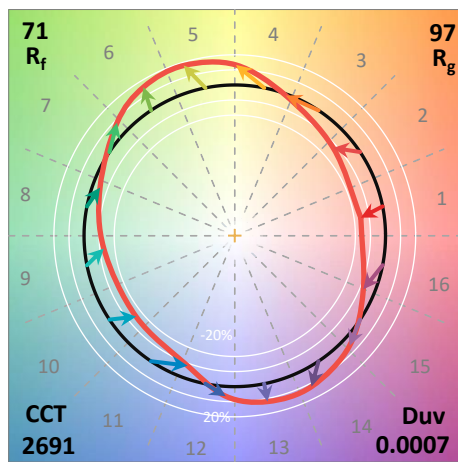
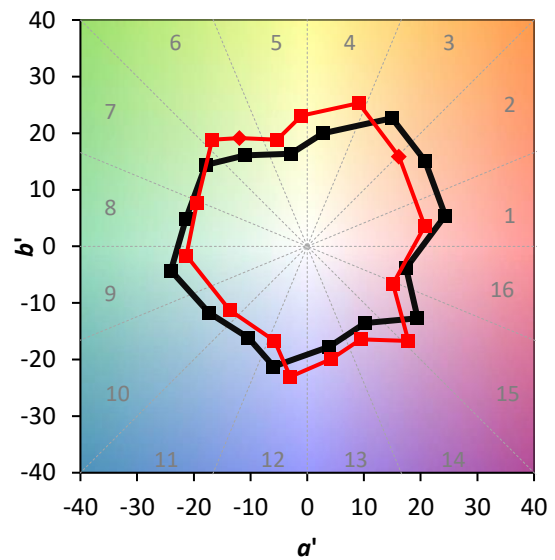
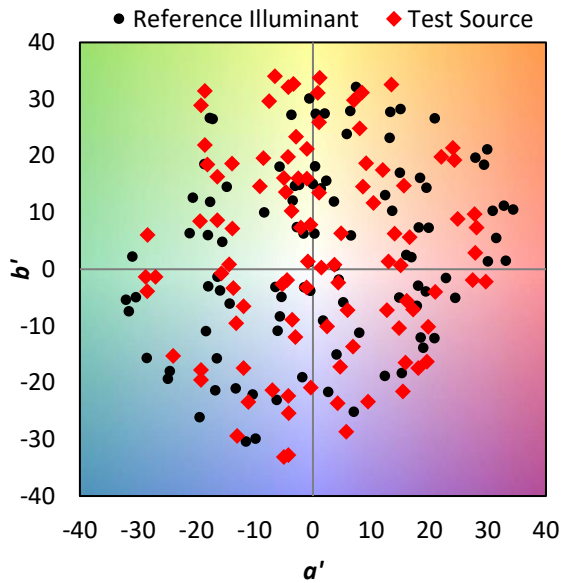
λ (nm)	Power W <sup>^</sup> /nm	Lumens (φ/nm)	λ (nm)	Power W <sup>^</sup> /nm	Lumens (φ/nm)	λ (nm)	Power W <sup>^</sup> /nm	Lumens (φ/nm)	λ (nm)	Power W <sup>^</sup> /nm	Lumens (φ/nm)	λ (nm)	Power W <sup>^</sup> /nm	Lumens (φ/nm)
360	0	NR	490	43	NR	620	881	NR	750	28	NR	880	0	NR
365	0	NR	495	67	NR	625	832	NR	755	25	NR	885	0	NR
370	0	NR	500	108	NR	630	776	NR	760	22	NR	890	0	NR
375	0	NR	505	165	NR	635	720	NR	765	19	NR	895	0	NR
380	0	NR	510	229	NR	640	660	NR	770	16	NR	900	0	NR
385	0	NR	515	297	NR	645	599	NR	775	14	NR	905	0	NR
390	0	NR	520	357	NR	650	538	NR	780	12	NR	910	0	NR
395	1	NR	525	408	NR	655	480	NR	785	10	NR	915	0	NR
400	3	NR	530	451	NR	660	423	NR	790	9	NR	920	0	NR
405	5	NR	535	488	NR	665	372	NR	795	7	NR	925	0	NR
410	10	NR	540	521	NR	670	325	NR	800	6	NR	930	0	NR
415	21	NR	545	555	NR	675	282	NR	805	5	NR	935	0	NR
420	46	NR	550	590	NR	680	246	NR	810	5	NR	940	0	NR
425	94	NR	555	631	NR	685	213	NR	815	4	NR	945	0	NR
430	169	NR	560	677	NR	690	185	NR	820	4	NR	950	0	NR
435	268	NR	565	728	NR	695	158	NR	825	3	NR	955	0	NR
440	354	NR	570	782	NR	700	136	NR	830	3	NR	960	0	NR
445	445	NR	575	838	NR	705	116	NR	835	2	NR	965	0	NR
450	411	NR	580	891	NR	710	98	NR	840	2	NR	970	0	NR
455	210	NR	585	935	NR	715	82	NR	845	2	NR	975	0	NR
460	119	NR	590	972	NR	720	68	NR	850	2	NR	980	0	NR
465	84	NR	595	991	NR	725	56	NR	855	1	NR	985	0	NR
470	50	NR	600	997	NR	730	47	NR	860	1	NR	990	0	NR
475	35	NR	605	988	NR	735	40	NR	865	1	NR	995	0	NR
480	32	NR	610	965	NR	740	35	NR	870	1	NR	1000	0	NR
485	33	NR	615	927	NR	745	31	NR	875	1	NR			

**Summary**

$R_f = 70.6$   
 $R_g = 97.2$   
 CIE  $R_a = 70.6$   
 $R_9 = -27.1$

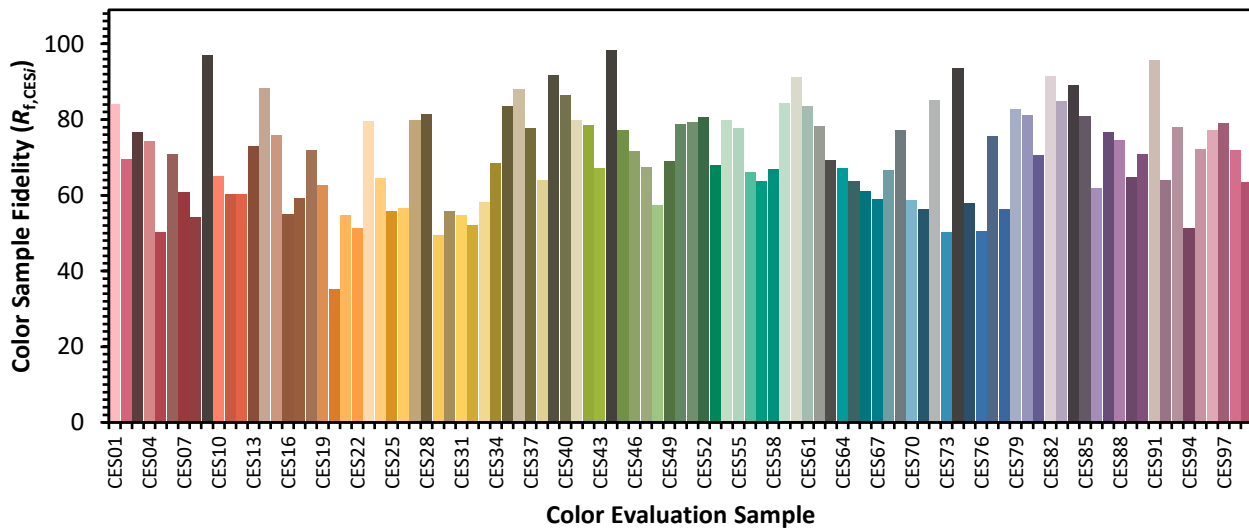


**Color Vector Graphics**



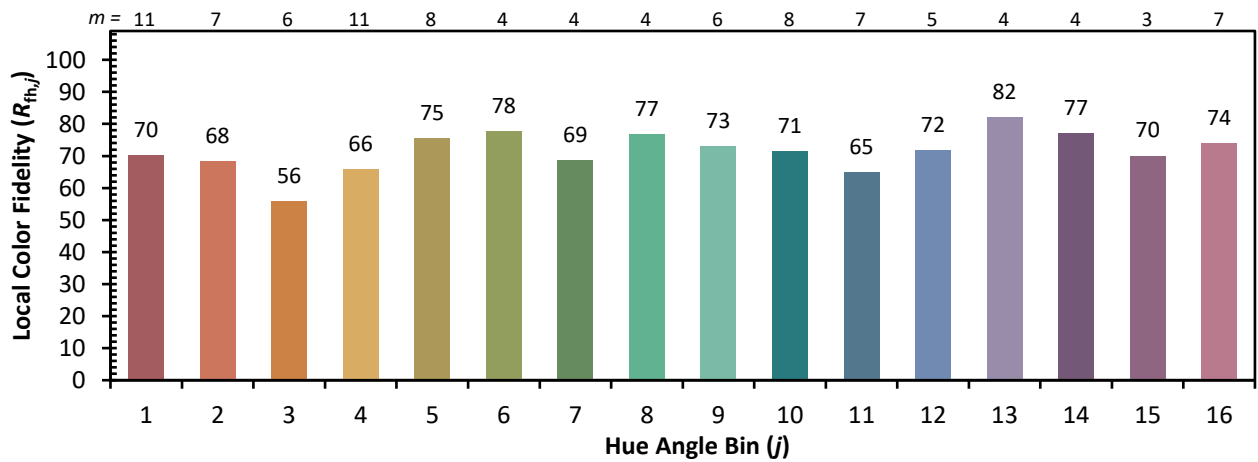
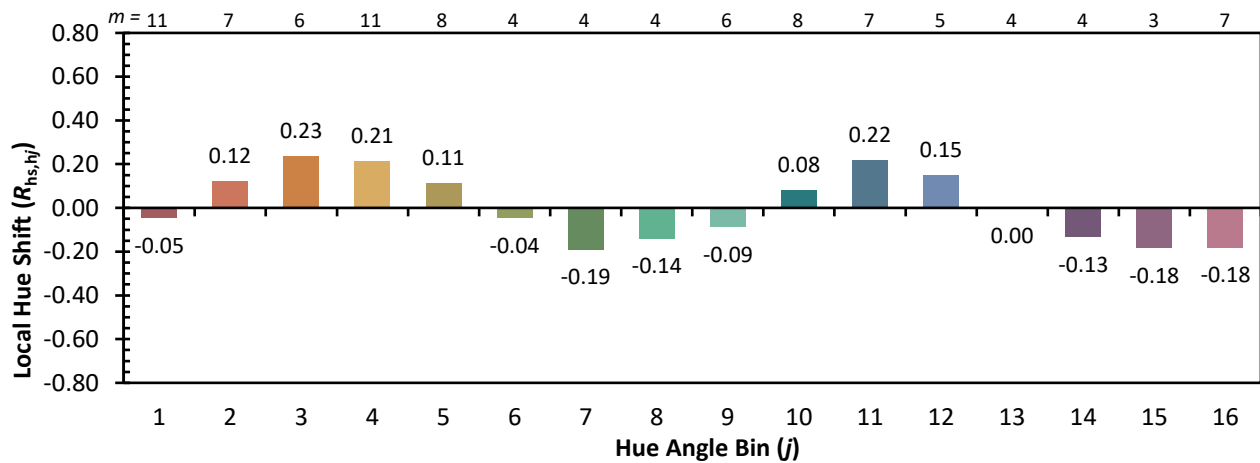
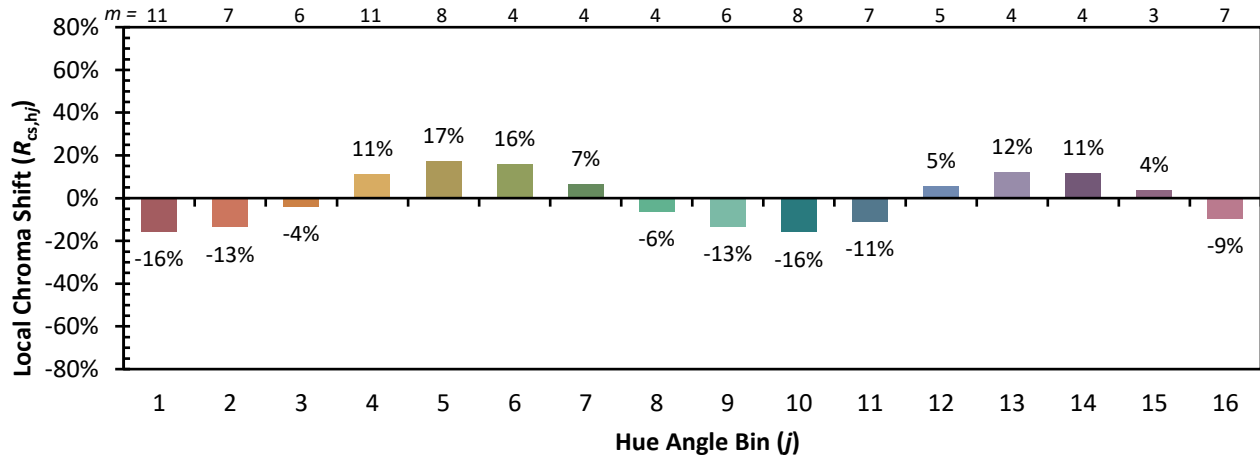
**Individual Sample Fidelity Index ( $R_{f,i}$ )**

CES01 = 86	CES26 = 57	CES51 = 79	CES76 = 50
CES02 = 63	CES27 = 80	CES52 = 81	CES77 = 76
CES03 = 31	CES28 = 81	CES53 = 68	CES78 = 56
CES04 = 71	CES29 = 49	CES54 = 80	CES79 = 83
CES05 = 50	CES30 = 56	CES55 = 78	CES80 = 81
CES06 = 52	CES31 = 55	CES56 = 66	CES81 = 71
CES07 = 42	CES32 = 52	CES57 = 64	CES82 = 92
CES08 = 41	CES33 = 58	CES58 = 67	CES83 = 85
CES09 = 29	CES34 = 69	CES59 = 84	CES84 = 89
CES10 = 77	CES35 = 84	CES60 = 91	CES85 = 81
CES11 = 60	CES36 = 88	CES61 = 84	CES86 = 62
CES12 = 66	CES37 = 78	CES62 = 78	CES87 = 77
CES13 = 44	CES38 = 64	CES63 = 69	CES88 = 75
CES14 = 74	CES39 = 92	CES64 = 67	CES89 = 65
CES15 = 72	CES40 = 86	CES65 = 64	CES90 = 71
CES16 = 48	CES41 = 80	CES66 = 61	CES91 = 96
CES17 = 51	CES42 = 79	CES67 = 59	CES92 = 64
CES18 = 57	CES43 = 67	CES68 = 67	CES93 = 78
CES19 = 73	CES44 = 98	CES69 = 77	CES94 = 51
CES20 = 67	CES45 = 77	CES70 = 59	CES95 = 72
CES21 = 88	CES46 = 72	CES71 = 56	CES96 = 77
CES22 = 80	CES47 = 67	CES72 = 85	CES97 = 79
CES23 = 92	CES48 = 57	CES73 = 50	CES98 = 72
CES24 = 92	CES49 = 69	CES74 = 94	CES99 = 63
CES25 = 73	CES50 = 79	CES75 = 58	

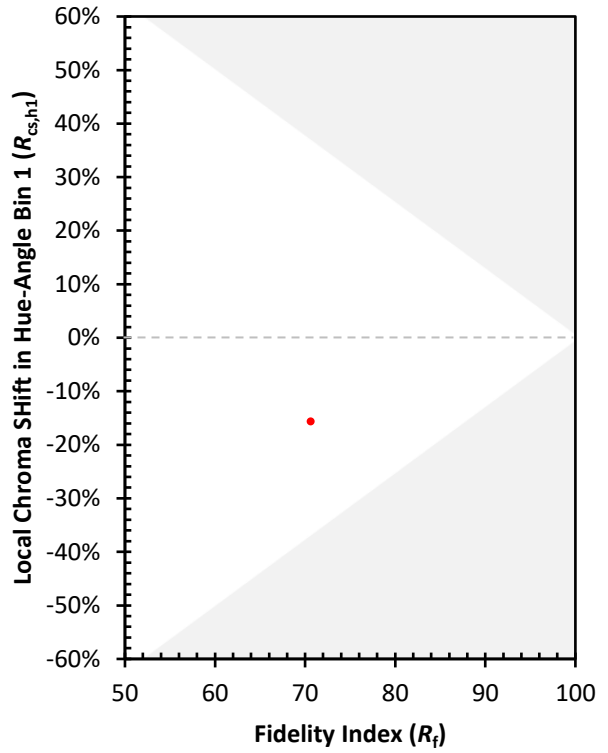
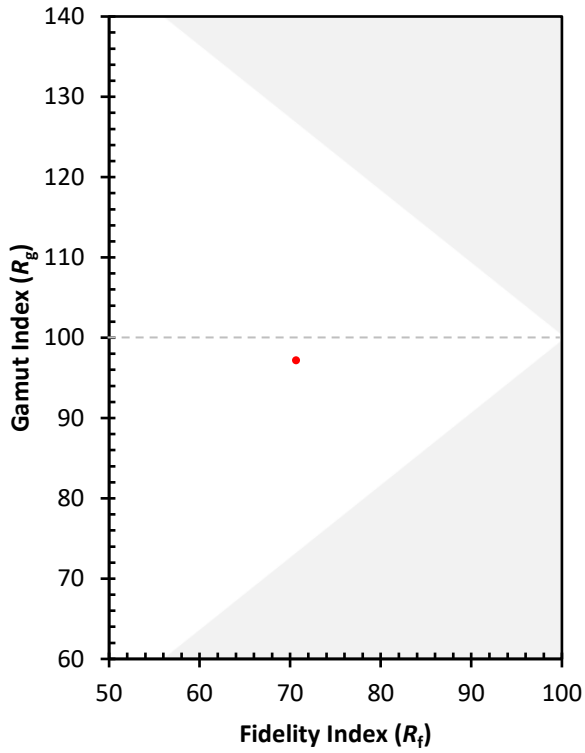




Color Rendition by Hue-Angle Bin



Measure Comparisons



(END OF REPORT)